

AWMS-HXB

HEAVY-DUTY SINGLE DISPLAY DESK MOUNT

Mount large and heavy displays with confidence. AWMS-HXB provides dynamic function for flat monitors to 16kg (35lb) and curved displays to 12kg (26.5lb). Monitors and all-in-one PC devices are accommodated with this strong & elegant monitor arm.


Interactive desk mount solution

Ideal for

Heavy/large displays & curved monitors

Flexible

Viewing angle adjustment, landscape or portrait orientation



75x75
100x100



16kg (35lb)
FLAT
12kg (26.5lb)
CURVED

Upgradable

Can accommodate two monitors using crossbar accessory (see back page)



Tension indicator

Simplify multiple installations



Advanced cable management



Focal distance

Control via 3 points of articulation at head, mid-joint, & base

Arm rotation stopper

Built-in 180° rotation stopper to prevent interference with walls or desk partitions



Available in silver, black, white



10 Year Warranty

Interactive desk mount solution



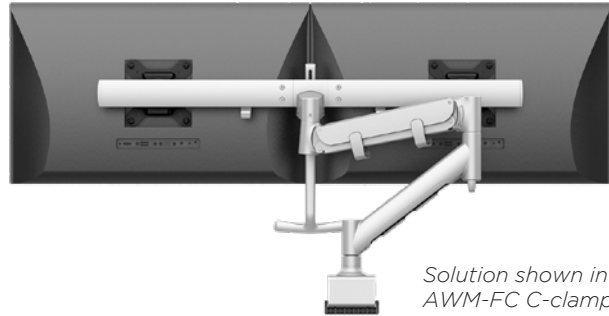
Crossbar accessory for dual monitor mount

AWM-LR crossbar

The display mounting head can be replaced with the AWM-LR dual crossbar to accommodate two monitors.

AWM-LR provides:

- Capacity to 7kg (15lb) per monitor
- Side-by-side monitors sized to 27"
- 40° cockpit (20° pan on each monitor)
- 10° horizontal display levelling
- uneven loads, differential to 5kg (11lb)



Solution shown in silver with AWM-FC C-clamp

Ordering guide

AWMS-HXB consists of:

- 1 x AWM-AHX dynamic arm
- 1 x AWM-LTH VESA head
- 1 x AWM-LB base

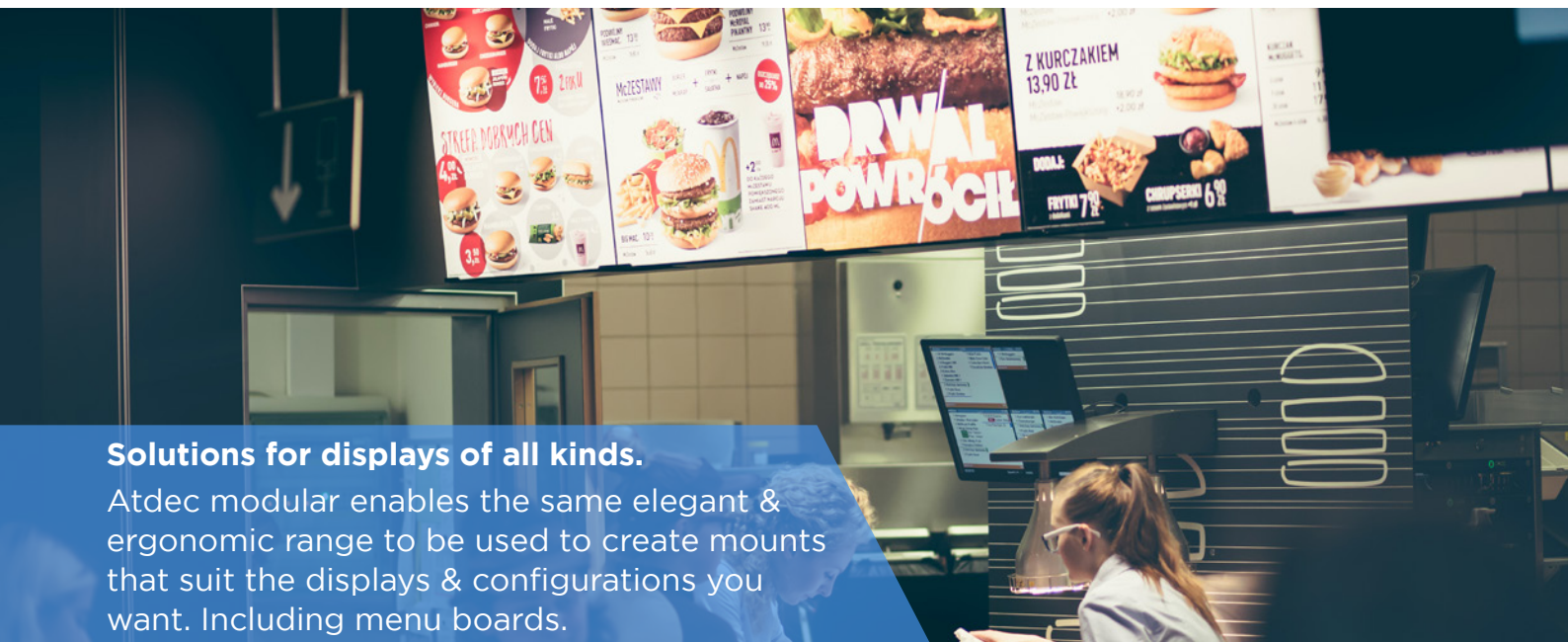
Desk fixing options:

- AWM-FH heavy-duty F-clamp
- AWM-FC C-clamp
- AC-GC bolt-through/grommet

Accessory:

- AWM-LR crossbar

AWM components are typically available in black, white, and silver. Nominate your selection with the addition of -B (black), -W (white), or -S (silver) at the end of the main code.



Solutions for displays of all kinds.

Atdec modular enables the same elegant & ergonomic range to be used to create mounts that suit the displays & configurations you want. Including menu boards.



Atdec Uncover™ is where our infinite mounting possibilities become your specific mounting solutions.



Call us to discuss your next project

ATDEC Infinite Mounting Possibilities

Australia
+61 2 8729 5000
support@atdec.com
www.atdec.com.au

North America
888 303 4252
usasales@atdec.com
www.atdec.com

Europe
+44 3330 117725
sales@atdec.co.uk
www.atdec.co.uk

New Zealand
0800 887 298
nz@atdec.com
www.atdec.co.nz